



OCEAN HOUSE
WATCH HILL, RHODE ISLAND

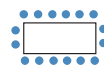
Banquet



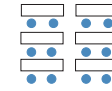
Reception



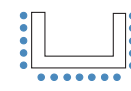
Conf.



Classroom



U-Shape



Theater



INDOOR EVENT SPACE

Capacities

Event Space	Sq. Feet	Dimens. LxW (ft.)	Height	Banquet	Reception	Conf.	Classroom	U-Shape	Theater
Seaside Ballroom	2500	53x47	10'4"	200	300	-	-	-	-
Seaside I	792	24-x33	10'4"	60	60	20	32	22	64
Seaside fl	924	28x33	10'4"	72	60	24	40	24	70
Seaside III	742	53xJ4	10'4"	50	50	36	-	-	48
Seaside I & II	1750	53x33	10'4"	140	190	36	80	38	220/160
Drawing Room	925	36x30	10	60	50	24	48	22	72 w/aislc & 84 w/o
Gallery	760	38x20	10'2"	-	70	-	-	-	-
Harbour Room	420	28x15	10	21	21	14 w/chivari chairs	-	-	-

OUTDOOR EVENT SPACE

Capacities

Event Space	Banquet	Reception	Theater
South Lawn	300	300	275
Ellipse Lawn	300	275	275
Dune Cotttage	750	750	275
Seaside Terrace	160	275	130
Harbour Room Terrace	-	25	-